

**Config**

# **FAQs**

**Issue**            01  
**Date**             2023-06-07



**Copyright © Huawei Technologies Co., Ltd. 2024. All rights reserved.**

No part of this document may be reproduced or transmitted in any form or by any means without prior written consent of Huawei Technologies Co., Ltd.

## **Trademarks and Permissions**



HUAWEI and other Huawei trademarks are trademarks of Huawei Technologies Co., Ltd.

All other trademarks and trade names mentioned in this document are the property of their respective holders.

## **Notice**

The purchased products, services and features are stipulated by the contract made between Huawei and the customer. All or part of the products, services and features described in this document may not be within the purchase scope or the usage scope. Unless otherwise specified in the contract, all statements, information, and recommendations in this document are provided "AS IS" without warranties, guarantees or representations of any kind, either express or implied.

The information in this document is subject to change without notice. Every effort has been made in the preparation of this document to ensure accuracy of the contents, but all statements, information, and recommendations in this document do not constitute a warranty of any kind, express or implied.

# Security Declaration

## Vulnerability

Huawei's regulations on product vulnerability management are subject to the *Vul. Response Process*. For details about this process, visit the following web page:

<https://www.huawei.com/en/psirt/vul-response-process>

For vulnerability information, enterprise customers can visit the following web page:

<https://securitybulletin.huawei.com/enterprise/en/security-advisory>

# Contents

---

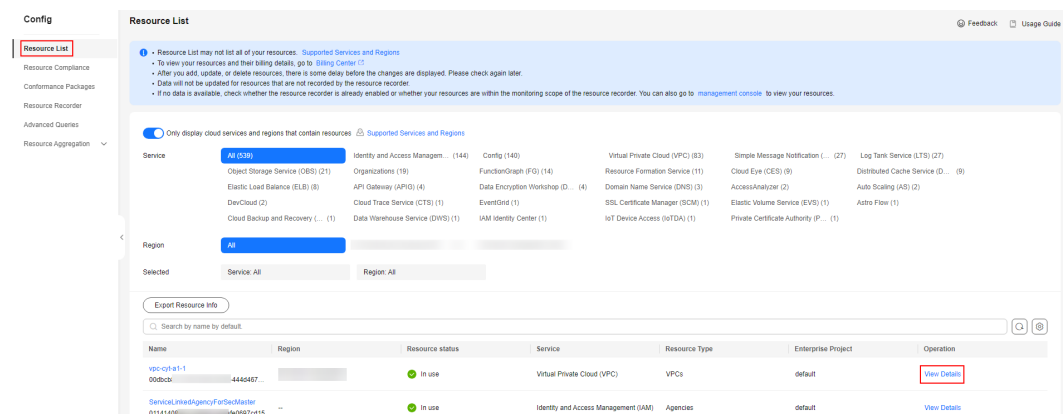
<b>1 Resource List.....</b>	<b>1</b>
<b>2 Resource Compliance.....</b>	<b>3</b>
<b>3 Resource Recorder.....</b>	<b>4</b>

# 1 Resource List

## Why Can't I Delete Resources on the Resource List Page?

On the **Resource List** page, you can only view resources and export resource details. To delete a resource, you need to click **View Details** in the **Operation** column to go to the corresponding service page.

Figure 1-1 Viewing resource details



## Why Does Resource Information Remain Unchanged on the Resource List Page After a Change Has Been Made to My Resources?

One possible reason is that there was a delay in synchronizing related resource information to Config.

Another reason may be the disabled resource recorder. If the resource recorder was disabled, Config would not update resource data. If the resource recorder is enabled, Config will update related data for resources that are included in the monitoring scope within 24 hours.

It may also be that the resource change was not reported to Config. The services are not supposed to report all resource data to Config, just some of it. For example, IAM is not supposed to report secret access keys (SKs) to Config, and Config will not display SK data.

## **Why Some Tags Cannot Be Used to Perform Operations (For Example, Filtering Resources) on Config?**

If tags have not been synchronized to Config, you cannot use the tags to perform any operations on Config console.

If you evaluate resources using tags that are unknown to Config, errors may occur.

Config will continue to collect resource information.

# 2 Resource Compliance

## How Many Rules Can I Add?

You can add up to 500 rules in an account.

## What is the Configure Rule Parameters for When I Add a Rule?

Parameters for **Configure Rule Parameters** vary depending on the policy selected. For example, if you select the predefined policy, **required-tag-check**, you will need to specify a key and value pair for **Configure Rule Parameters**.

For a predefined policy, the parameters that you need to configure for **Configure Rule Parameters** are also predefined. You can set different values as needed.

For a custom policy, you can define parameters for **Configure Rule Parameters**, and up to 10 parameters can be included in **Configure Rule Parameters** for each rule.

**Figure 2-1** Configuring rule parameters

Configure Rule Parameters	Parameter	Description	Value
	specifiedTagKey	The specified tag key.	<input type="text" value="Parameter value"/>
	specifiedTagValue	The list of allowed tag value, permit all if empty.	<input \"s"="" first\",="" type="text" value="Enter the parameter using strings, for example [\"/>

## Why There Are No Related Evaluation Results After I Add iam-password-policy and iam-user-mfa-enabled Policies?

Config evaluates all resources on the resource list Page. Check whether related resources are displayed on the resource list page. If not, check whether the resource recorder has been enabled. The resource recorder must be enabled before Config can evaluate any resources for you. For resources that are not recorded, disable corresponding rules to avoid being confused and avoid unnecessary expenditures.

# 3 Resource Recorder

---

## Are Resource Snapshots and Resource Change Notifications Stored into the Same OBS Bucket?

Yes, they are stored into the same OBS bucket.

If you specified an OBS bucket and an SMN topic when you configured the resource recorder, resource snapshots and resource change notifications are periodically stored in the OBS bucket.

## How Often Are Resource Snapshots and Resource Change Notifications Stored, Respectively?

After you enable the resource recorder and specify an SMN topic and an OBS bucket, Config will store your resource snapshots to the OBS bucket every 24 hours and your resource change notifications every 6 hours.

## Do I Need to Configure Both Topic and Resource Dump When I Enable and Configure the Resource Recorder?

No. However, you need to configure either **Topic** or **Resource Dump**. To enable the resource recorder, you must configure either an SMN topic or an OBS bucket.

## Why Are There No Notifications of Resource Changes Even When the Resource Recorder Has Been Enabled?

The possible causes are as follows:

- You didn't specify an SMN topic when you configured the resource recorder. To receive resource change notifications, modify the resource recorder to configure an SMN topic.
- You did not [add subscriptions](#) or [request subscription confirmations](#) for the specified SMN topic.
- Resource changes were not reported to Config.
- There was a delay in synchronizing or sending the notification.



## Why Are Resource Change Notifications Not Stored into the Configured OBS Bucket?

To store resource change notifications, you need to configure both an SMN topic and an OBS bucket.

To make an SMN topic effective, you not only need to create a topic, but add subscription endpoints and request subscription confirmation.

## Why Do I Receive a Notification When I Did Nothing with a Resource?

If you have specified an effective SMN topic when you enabled the resource recorder, Config will send notifications of resource changes that are resulted from both user operations and non-user operations. For more details, see [Notifications](#). You are advised to use HTTPS or FunctionGraph functions instead of SMS messages or emails to receive notifications from Config.

## How Can I Obtain Resource Attributes Reported to Config?

You can obtain resource attributes reported to Config in either of the following ways:


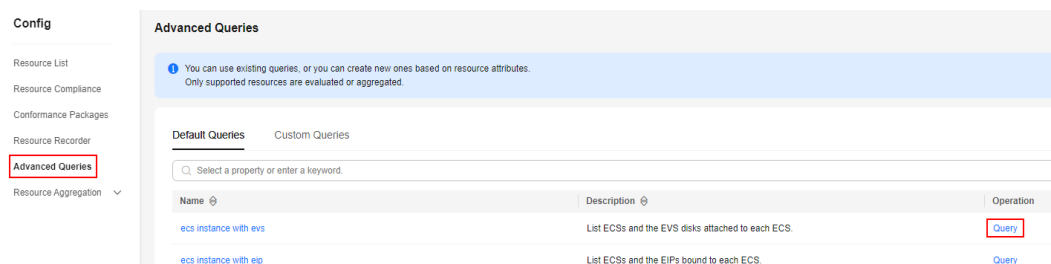
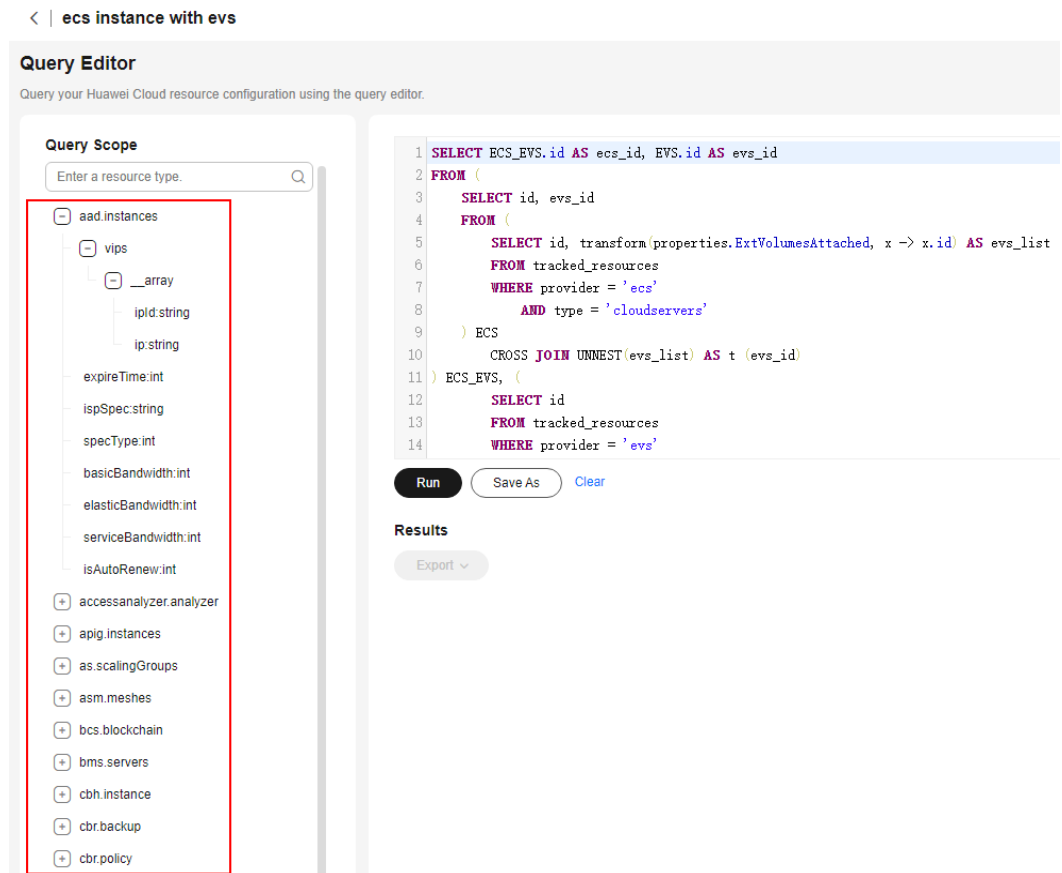
- Go to Config console and open the **Query Editor**. Resource attributes that are reported to Config are displayed on the left side of the **Query Editor**. The following procedure shows how to open the **Query Editor**.
  - a. Log in to the management console.
  - b. Click  in the upper left corner of the page. In the service list that is displayed, under **Management & Governance**, select **Config**.
  - c. In the navigation pane on the left, choose **Advanced Queries**.
  - d. On the **Default Queries** tab, click **Query** in the **Operation** column of any rows.

Figure 3-1 Opening the Query Editor



- e. View resource attributes on the left side of the **Query Editor**. You can also enter a resource type to search for resource attributes.

Figure 3-2 Viewing resource attributes



- Alternatively, you can call the [querying schema API](#) to obtain resource attributes. In the response, the **type** field indicates the resource type, and the **schema** field indicates resource attributes that are reported to Config.

## Why Is an Error Reported When Data Is Dumped to the OBS Bucket After the Resource Recorder Is Enabled?

If the message "Failed to write the ConfigWritabilityCheckFile file to the OBS bucket because the OBS bucket or the IAM agency is invalid" is displayed, the possible reasons are as follows:

1. The IAM agency assigned to the resource recorder does not contain the permission, **obs:object:PutObject**.
2. If an OBS bucket from the current account was used, the reason may be that the bucket policy explicitly denies the **PutObject** action from the IAM agency. If an OBS bucket from another account was used, the reason may be that the bucket policy does not explicitly allow the **PutObject** action from the IAM agency. For more details, see [Cross-Account Authorization](#). For permission judgement logic of budget policies, see [Policy Permission Judgment Logic](#).
3. You used an encrypted OBS bucket, but the agency assigned to the resource recorder did not contain related KMS permissions. For more details, see [Storing Resource Change Notifications and Resource Snapshots to an Encrypted OBS Bucket](#).